



















AROG Product List

01.01.2015








Page : 1

 <p>Clutch Pressure Plate 310 mm</p> <p>OEM No 002 250 61 04 002 250 96 04 002 250 94 04</p> <p>Product Code 200 1001 01</p> <p>Model MERCEDES</p>	 <p>Clutch Pressure Plate 420 mm</p> <p>OEM No 002 250 32 04 002 250 41 04 002 250 99 04</p> <p>Product Code 200 1002 01</p> <p>Model MERCEDES</p>
 <p>Clutch Pressure Plate 420 mm</p> <p>OEM No 003 250 61 04 003 250 86 04 003 250 90 04</p> <p>Product Code 200 1003 01</p> <p>Model MERCEDES</p>	 <p>Clutch Pressure Plate 380 mm</p> <p>OEM No 003 250 53 04 003 250 74 04 003 250 92 04</p> <p>Product Code 200 1004 01</p> <p>Model MERCEDES</p>
 <p>Clutch Pressure Plate 420 mm</p> <p>OEM No 81.30305.9111 1882 330 033 1882 330 031</p> <p>Product Code 200 1002 02</p> <p>Model M.A.N.</p>	 <p>Clutch Pressure Plate 420 mm</p> <p>OEM No 81.30305.0113 81.30305.0117 81.30305.0124</p> <p>Product Code 200 1003 02</p> <p>Model M.A.N.</p>
 <p>Clutch Pressure Plate 420 mm</p> <p>OEM No 3600663 1882 342 101 1882 342 131</p> <p>Product Code 200 1001 04</p> <p>Model VOLVO</p>	 <p>Clutch Pressure Plate 380 mm</p> <p>OEM No 000 250 19 04 000 250 40 04 000 250 43 04</p> <p>Product Code 200 1005 01</p> <p>Model MERCEDES</p>
 <p>Clutch Pressure Plate 280 mm</p> <p>OEM No 000 250 38 04 000 250 64 04 000 250 78 04</p> <p>Product Code 200 1006 01</p> <p>Model MERCEDES</p>	 <p>Clutch Pressure Plate 280 mm</p> <p>OEM No 81.30305.0007 81.30305.6007 81.30305.9007</p> <p>Product Code 200 1001 02</p> <p>Model 520</p>
 <p>Clutch Pressure Plate 280 mm</p> <p>OEM No 0126 0603 0126 6475 0127 1770</p> <p>Product Code 200 1001 06</p> <p>Model IVECO</p>	 <p>Clutch Pressure Plate 280 mm</p> <p>OEM No 0126 0603 0126 6475 0127 1770</p> <p>Product Code 200 1001 08</p> <p>Model FL912</p>
 <p>Clutch Pressure Plate 380 mm</p> <p>OEM No 81.30305.0108 81.30305.0185 81.30305.9185</p> <p>Product Code 200 1005 02</p> <p>Model M.A.N.</p>	 <p>Clutch Pressure Plate 380 mm</p> <p>OEM No 267181 267042 364239</p> <p>Product Code 200 1002 04</p> <p>Model VOLVO</p>
 <p>Clutch Pressure Plate 430 mm</p> <p>OEM No 81.30000.6587 81.30000.6600 81.30000.6601</p> <p>Product Code 200 1006 02</p> <p>Model M.A.N.</p>	 <p>Clutch Pressure Plate 430 mm</p> <p>OEM No 1329549R 1820662R 1829974R</p> <p>Product Code 200 1001 05</p> <p>Model DAF</p>
 <p>Clutch Pressure Plate 430 mm</p> <p>OEM No 0190 4751 0190 4752 0190 4779</p> <p>Product Code 200 1002 06</p> <p>Model IVECO</p>	 <p>Clutch Pressure Plate 430 mm</p> <p>OEM No 5000 677 316 5001 824 773 3482 123 243</p> <p>Product Code 200 1001 07</p> <p>Model RENAULT</p>

AROG Product List

01.01.2015

Page : 2

	Clutch Pressure Plate 380 mm OEM No 000 250 00 04 002 250 31 04 002 250 39 04 Product Code 200 1008 01 Model MERCEDES		Clutch Pressure Plate 430 mm OEM No 004 250 56 04 004 250 58 04 004 250 60 04 Product Code 200 1007 01 Model MERCEDES
	Clutch Pressure Plate MF395 OEM No 006 250 34 04 007 250 15 04 0421.346.00 Product Code 200 1009 01 Model MERCEDES		Clutch Pressure Plate MFZ430 OEM No 005 250 64 04 005 250 66 04 007 250 61 04 Product Code 200 1010 01 Model MERCEDES
	Clutch Pressure Plate 430 mm OEM No 005 250 84 04 004 250 46 04 004 250 61 04 Product Code 200 1011 01 Model MERCEDES		Clutch Pressure Plate 380 mm OEM No 0126 1333 0127 8622 8751-52-51.92 Product Code 200 1002 08 Model DEUTZ
	Clutch Pressure Plate 362 mm OEM No 81.30305.0206 81.30305.0209 81.30305.0224 Product Code 200 1004 02 Model L2000		